

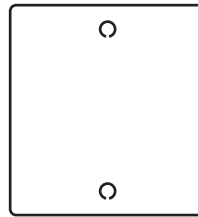


MLA10 / MLA16


Imperial Metric

Gauge:	15 mil	381 µ
Width:	4.063in	103.2mm
Height:	4.375in	111.1mm
Format:	loose piece	
Package:	1M carton	
Master Carton Weight:	18lb	8.2kg

MLA10



MLA16

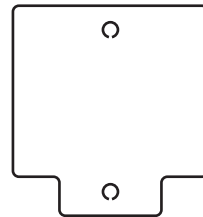


MLB10 / MLB16

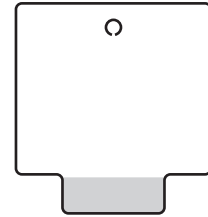
Imperial Metric

Gauge:	15 mil	381 µ
Width:	4.063in	103.2mm
Height:	4.375in	111.1mm
Format:	loose piece	
Package:	1M carton	
Master Carton Weight:	15lb	6.8kg

MLB10



MLB16

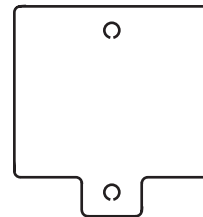


MLC10 / MLC16

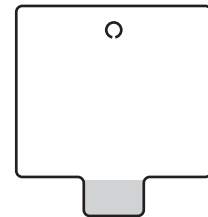
Imperial Metric

Gauge:	15 mil	381 µ
Width:	4.063in	103.2mm
Height:	4.375in	111.1mm
Format:	loose piece	
Package:	1M carton	
Master Carton Weight:	13lb	5.9kg

MLC10



MLC16

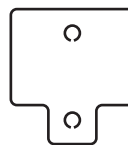


MLD10 / MLD16

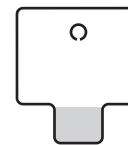
Imperial Metric

Gauge:	15 mil	381 µ
Width:	2.563in	65.1mm
Height:	2.813in	71.4mm
Format:	loose piece	
Package:	2.5M carton	
Master Carton Weight:	14lb	6.4kg

MLD10



MLD16

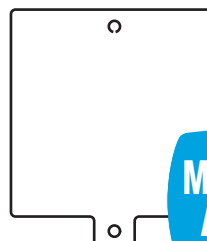


MLG10 / MLG16

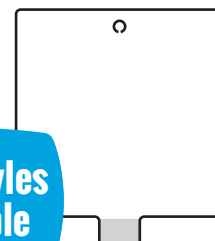
Imperial Metric

Gauge:	15 mil	381 µ
Width:	5.75in	146.1mm
Height:	5.75in	146.1mm
Format:	loose piece	
Package:	1M carton	
Master Carton Weight:	35lb	15.9kg

MLG10



MLG16



More Styles Available

Product drawings on this page shown 25% of original size.

M = 1,000